Vario D10 series
Vario serie D10

Application example:
current collector with LED light installed in the body.

Ejemplo de aplicación:
colector de corriente con luz LED instalada en el cuerpo.

mm/*inch*

c UL us LISTED E518126

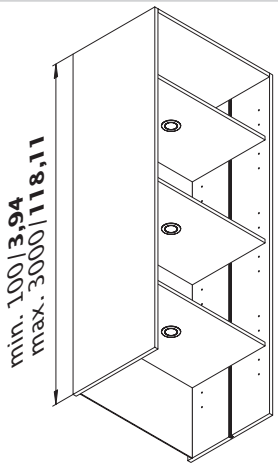

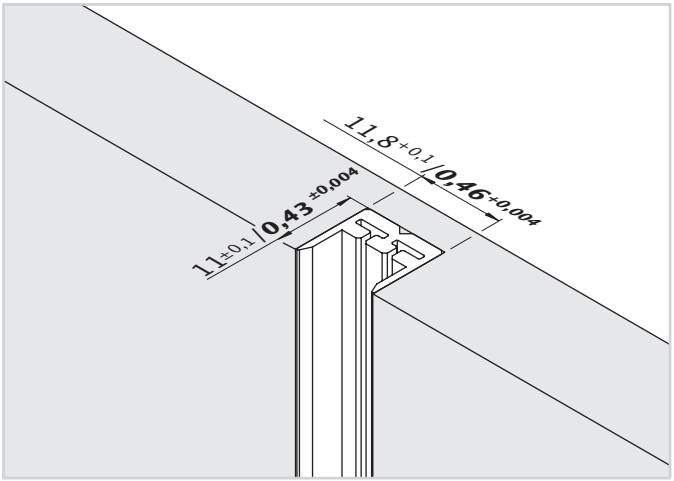

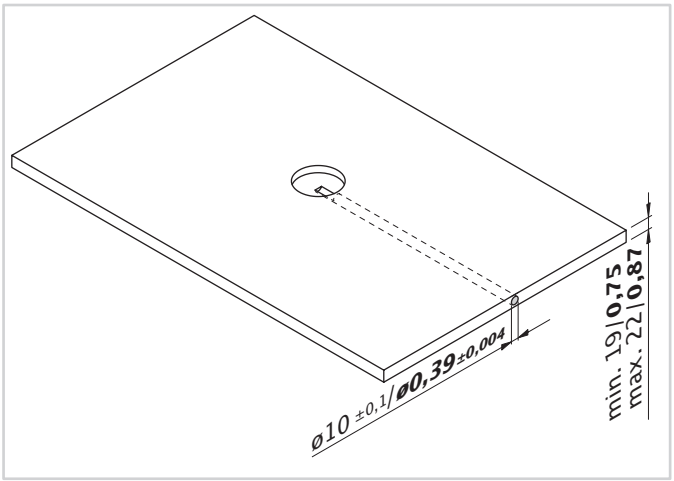

1

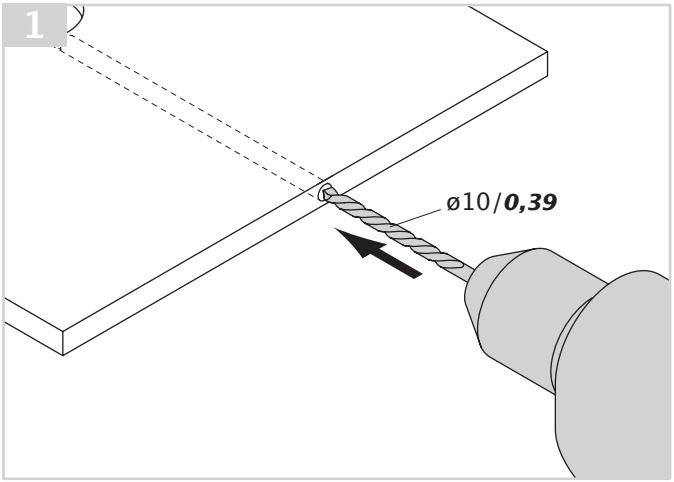

2

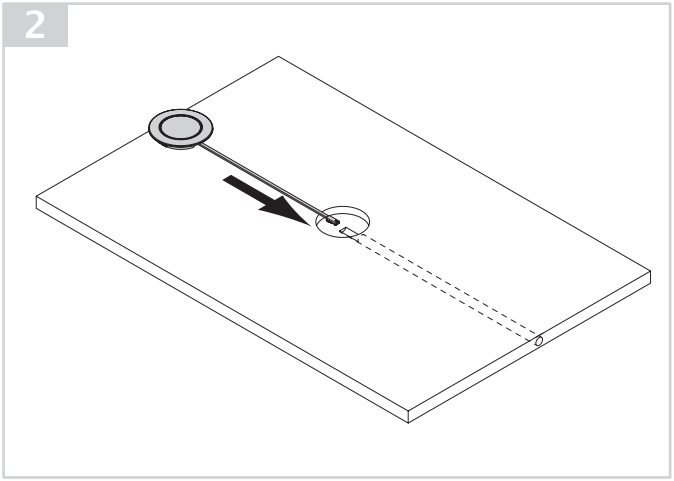

3

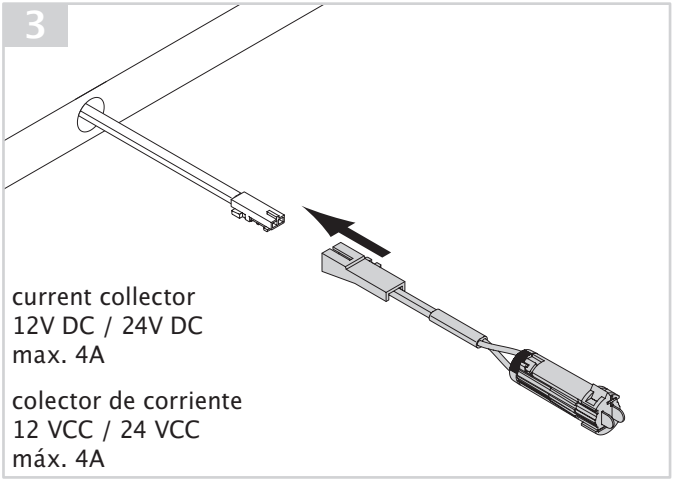

current collector
12V DC / 24V DC
max. 4A

colector de corriente
12 VCC / 24 VCC
máx. 4A

4

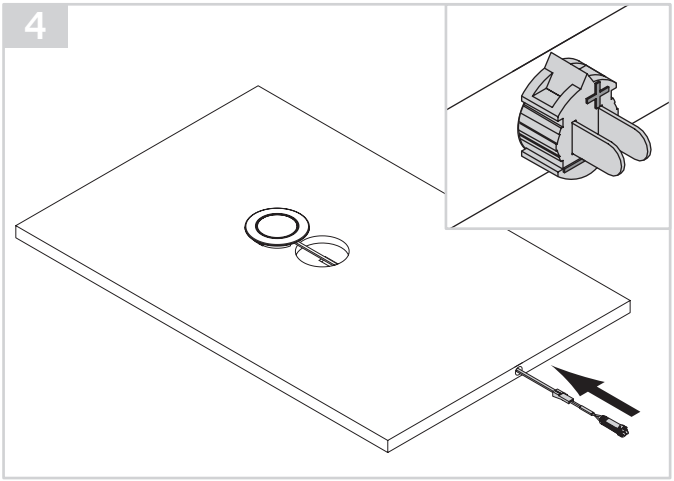

5

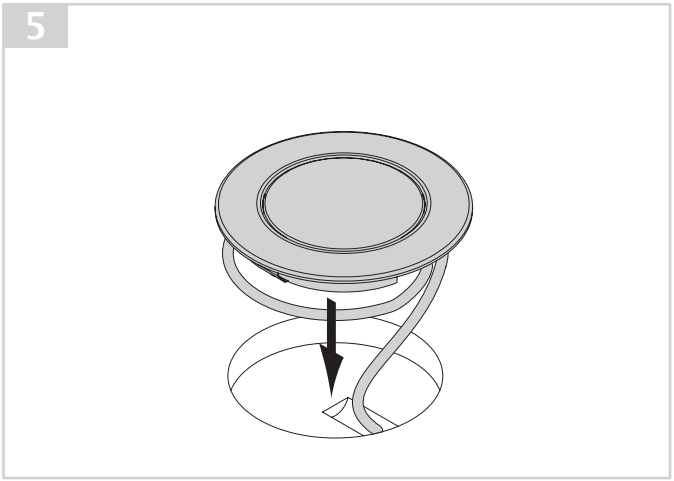

Vario D10 series
Vario serie D10

ELEKTRA

6

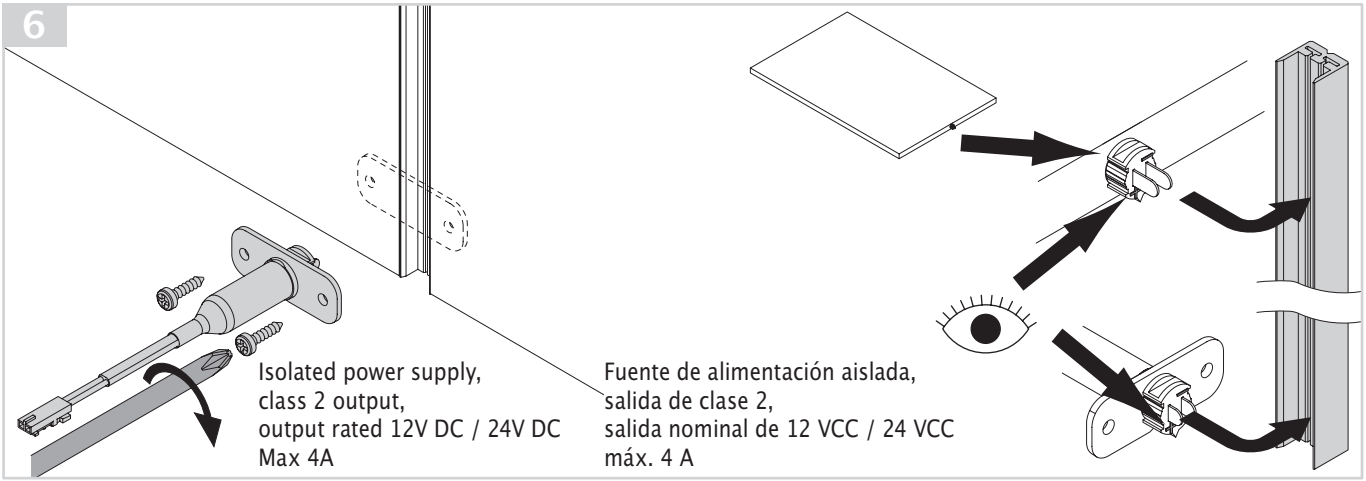

7

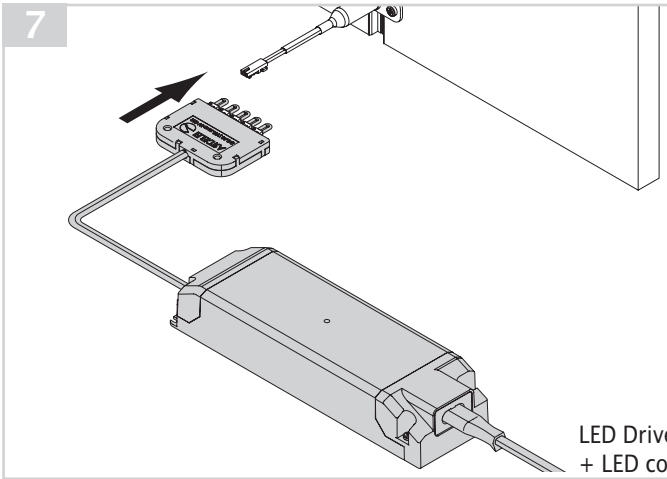

CAUTION
RISK OF ELEKTRIC SHOCK
DRY LOCATION USE ONLY

USE ONLY WITH
CLASS 2 POWER UNIT

FOR WALL; CEILING,
UNDER-CABINET OR
CABINET USE ONLY

PRECAUCIÓN
RIESGO DE DESCARGAS
ELÉCTRICAS SÓLO PARA USO EN
LUGARES SECOS

SÓLO PARA USO CON
UNIDAD DE ALIMENTACIÓN DE
CLASE 2

PARA PARED;
TECHO, DEBAJO DE ARMARIO O

LED Driver with supply lead
+ LED connector

Controlador LED con cable de alimentación
+ conector LED

8

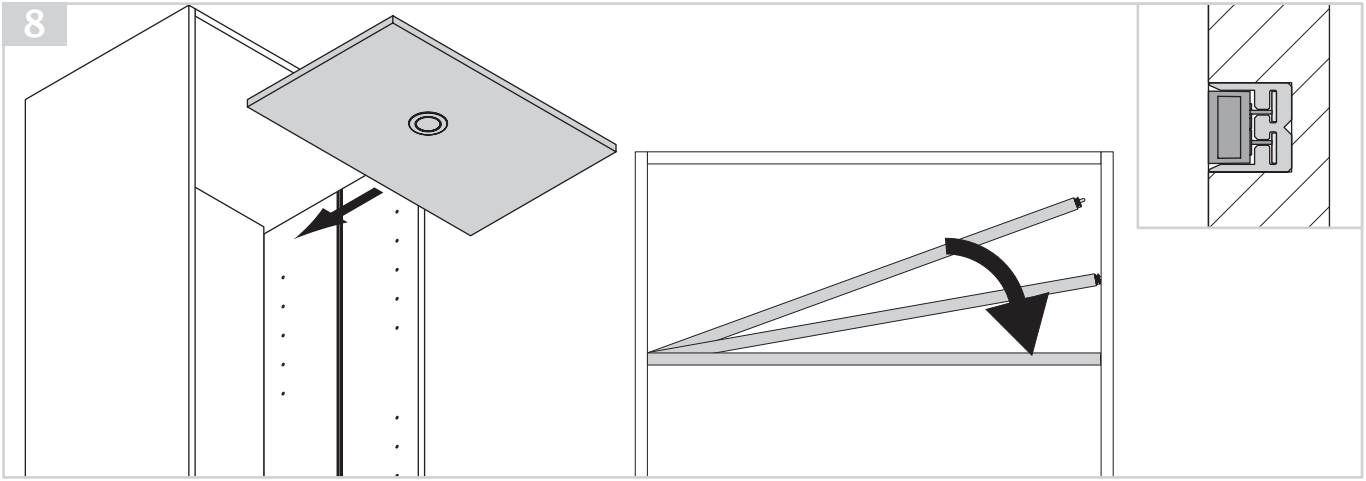

9

Safety information

1. **Assembly only by a skilled electrician in compliance with applicable regulations**
2. Use only as intended (indoors, kitchens, etc.)
3. To prevent hazards, a damaged outer flexible cable of this lamp may be replaced only by the manufacturer or a similar trained technician.
4. Beware of sharp edges, risk of injury
5. Disregard of these assembly instructions voids the manufacturer‘s warranty
6. The LED lighting element of this lamp cannot be replaced
7. Technical changes reserved

Información de seguridad

1. **El montaje debe ser realizado únicamente por un electricista cualificado de conformidad con la normativa vigente.**
2. Utilizar sólo para los fines previstos (interiores, cocinas, etc.)
3. Para evitar peligros, un cable flexible exterior dañado de esta lámpara sólo puede ser sustituido por el fabricante o un técnico con formación similar.
4. Tenga cuidado con los bordes afilados, riesgo de lesiones
5. El incumplimiento de estas instrucciones de montaje anula la garantía del fabricante
6. El elemento de iluminación LED de esta lámpara no se puede sustituir
7. Cambios técnicos reservados

MA Art.-Nr. 540 172 58 07/25